



Rights, Respect, Me, Relationships, Responsive.

St Dominic's ELC May 2021



We are enjoying learning outdoors, our potatoes, onions, and radishes are growing, and we are excited to harvest our crop and make some delicious soup! The children are exploring the concept of symmetry and are growing in confidence when participating in conversations about life cycles and their own individual growth. You can scaffold this learning at home through reflecting on photos from the past including your own baby photos.

Physical play.

The children are confident to explore a range of equipment to further develop their skills. They are working on their gross and fine motor skills using a range of resources. You can scaffold this at home by breaking up old necklaces and using a shoelace to exploring threading, you can also use pasta for counting, this will scaffold their pincer grip, which in turn will support perfecting their pencil hold. Outdoors you can have fun with throwing and catching a ball.

Learning through play

The children are discussing the fact that the "other shops are open now". We are facilitating this interest through having our own shop with a range of resources.

The children are talking about outdoor shops where "you don't need to wear a mask" and visiting the local toy shop to spend their "pocket money". The language skills that the children are developing are immense as they debate on the importance of the vaccine and how they can now visit people outside their "bubble" including much missed family and friends. They are confident to discuss the measures that they can take including washing their hands so as not to "spread the spores"



The world of books.

The children are becoming skilful when exploring text and pictures for information. They are discussing the author and the illustrator and are becoming aware that the "words" are "what tells you the story". You can have fun at home by inventing your own endings to stories and use your child's name as the character within the text. When reading we always explore the vocabulary within the text and spend some time having fun with the language to become word aware. We have a beautiful selection of books and shortly we will send home story bags for you to have fun with at home. We will make these up and store for 72 hours before we send them home and when they are returned, we will adopt the same policy.




Transition

All the children are taking part in discussions about going to school. We are supporting this through employing a range of strategies, ensuring that the children have the opportunity to become skilful at listening and talking, taking turns and being independent in dressing and caring for their own items. We will explore changing into P.E. kits and participating in team games outdoors. The Head Teacher Mrs E. Hunter will organise transition videos for all children to have the opportunity to explore "what a classroom will look like". The ante-pre school children are excited for their peers who are going to move on in their learning.



Learning through Nature and the local community

We have using the local community as a tool for learning by going on walks around the Broich. The children have observed farming vehicles, the trees, the wildlife and are very interested in the new home building that is happening in Creiff. The world of work is a subject that they are continually exploring, and they discuss daily their roles that they will play when they grow up. They are exploring the importance of money and are developing some knowledge regarding what coins and notes look likes "my mum just taps her card", maybe money will be a thing of the past! You can scaffold your child's learning when out walking, touching the bark on the tree or lifting a stone in the park and observing what is going on underneath is an exciting way of exploring nature and ensuring first-hand learning experiences for children. We are working with Ms Hookam to further enhance our shelter building skills.



Shapes



Circle



Oval




Triangle




Square



Rectangle



Pentagon



Hexagon



Star



Heart



Cross



Crescent



Arrow



Diamond



Pie



Trapezoid



Parallelogram



Octagon



Semi-Circle



Decagon

There's a tiny Caterpillar

There's a tiny caterpillar on a leaf

There's a tiny caterpillar on a leaf

There's a tiny caterpillar a tiny caterpillar

There's a tiny caterpillar on a leaf munch munch

He will eat the leaves around until he is full, munch, munch,

He will eat the leaves around until he is full munch, munch

He will eat the leaves around him; he will eat the leaves around him until he is full

A cocoon is what he is spinning for his home,

Spin, spin

A cocoon is what he is spinning for his home

Spin, spin

A cocoon is what he is spinning,

Cocoon is what he is spinning

A cocoon is what he is spinning for his home

Then he'll be a butterfly and fly away


Flap, flap

Then he'll be a butterfly and fly away

Flap, flap

Then he'll be a butterfly, he'll be a butterfly, he" be a butterfly and fly away

Flap, flap



St Dominic's Early Learning and Childcare

Rights Respect Me Relationships Responsive

There's a Tree

There's a tree in the middle of the woods (clap clap)

There's a tree in the middle of the woods (clap, clap)

There's a tree there's a tree

There's a tree in the middle of the woods. (clap, clap)

There's a branch on the tree in the middle of the woods there's a branch on the tree in the middle of the woods

There's a branch there's a branch

There's a branch on the tree in the middle of the woods

There's a twig on the branch on the tree in the middle of the woods.....

There's a leaf on the twig on the branch on the tree in the middle of the woods.....


Now the leaf on the twig, on the branch, on the tree, in the middle of the woods has fallen on my head

(repeat 3 times)

So, I think I'll go to bed good night!



Song is a great way to explore addition and subtraction. You can use visual aids to embed the learning, for example buttons as currant buns or make your own card buns and pennies to have fun with the language of maths and numeracy. Have fun with inventing silly words to have fun with language and rhyme we all love this, and it creates opportunities for laughter.



The ants go marching!

The ants go marching one by one, hurrah, hurrah.

The ants go marching one by one, hurrah, hurrah.

The ants go marching one by one,

The little one stops to suck his thumb.

And they all go marching down,

To the ground, to get out of the rain.

BOOM! BOOM! BOOM!

...two...tie her shoe...

...three...climb a tree...

...four...shut the door...

...five...take a dive...

...six...pick up sticks...

...seven...pray to heaven...

...eight...check the gate...

...nine...check the time...

...ten...say "The End!"

